

Line

What is it?

- Horizontal, vertical, curved, and diagonal
- Lines can lead the eye, and can make a space look larger or smaller.

Where is it found?

- Furniture, artwork, and architectural features—door wells, windows, and corners.
- Accessories like vases, knick knacks, trinkets, throws, light fixtures.
- Finishes like vertical wainscoting, horizontal wood paneling, lines of a tiled floor, beams on ceiling.


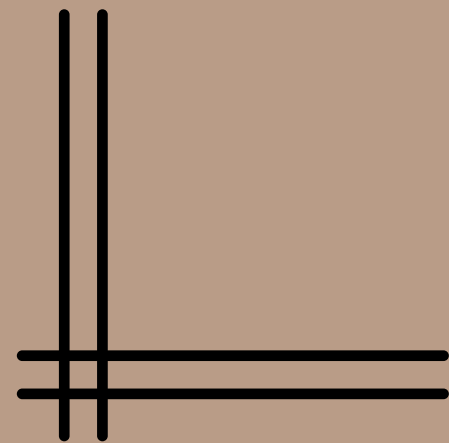
Other Uses

- Can separate or signify different areas within a room with a rug or back of a couch to define a living area vs, dining area within an open layout.
- All lines can be used to draw the eye to particular features within a room that you want to highlight or to draw attention to.



REFLECT:

What feeling or mood does each line evoke?



Line-Verticle

All About Verticle Lines

- Draw the eye upward
- Strength and formality
- Can make a low ceiling seem taller
- Pull the edges of a wide room inward, causing wide areas to seemingly become narrower.
- Can be implemented as a device to divide a large area where they will give the sense of flow as well as connection between the two spaces.



Line-Horizontal

All About Horizontal Lines

- Create a cozy atmosphere
- Have a grounding, reassuring effect
- Have the unique and interesting ability to bring the eye as well as ceiling down
- Fabricate a comfortable, snug, and welcoming environment.
- Lead the eye from one end of a room to the other
- Make a room seem wider



Line-Diagonal

All About Diagonal Lines

- Use sparingly, they can overwhelm the space!
- Feel playful and lively, thus bringing energy, release, and reprieve to a space.
- Accentuate the overall size of a room by making it seem as though it is bigger than it is.
- Can be utilized to either guide the eye upward or downward.

More About Diagonal Lines

- Do not need to make contact with the corners of walls
- When used in combination with vertical and horizontal lines, delight, zest, and allure can be created by shaking up the ordinary aspects of the other two.
- Several can also be connected to make zigzags or chevron patterns, which give a sense of spicy dynamism.



Line-Curved

All About Curved Lines

- Whimsy and soothing
- Bring a sense of a smooth, gentle, sweeping feeling motion with them, making a space glide and circulate.
- Most desirable and refreshing ones to include in a scheme.
- Circles are particularly effective at framing focal points
- Can be utilized to define differing areas as separate from one another.
- Can be used in contrast with straight lines of all kinds to provide added appeal.
- Softly lead the eye, thus creating the most sense of relaxation and tranquility out of all the other lines.




Light

Brief Overview

- Can add pizzaz and sparkle to any room!
- Fun, yet most challenging element
- Can really make a powerful lasting impression!.
- The placement, inensity, and temperature of light can make ahuge difference in any space.

More About Light

- Two types-natural and manmade
- Incredible impact on our phycological health and mental wellness. Without it in the winter months, many people suffer from seasonal depression.
- Well lit interiors with variable light levels contribute to people feeling happier and more satisfied.
- Enhancing natural light can also be pivital in perfecting the design of a room and boosting the health of its owners.



REFLECT:

What feeling or mood does each type of light bring?



Light-Natural

Things to Consider

- Assess the amount of natural light available at the onset of project.
- Natural light can affect how the colors and other elements within the home will appear during different times of the day, the season, and the facing direction the building.
- Fading and damage can occur depending upon these mentioned considerations-furniture placement need to be carefully thought through with these in mind.



Light-Artificial

Things to Consider

- With artificial light, you can be as creative as you want-there is nothing holding you back here!
- You can control the intensity (dimmers), direction, temperature, and color.
- You have the ability to create texture, pattern, and movement.
- Use light to improve safety and make work zones more useable.
- Light can be utilized to create contrast with shadow.
- A light fixture or even the light beams themselves can become part of the design itself.



Pattern

“A pattern is created by the use of repetitive (motif) and can be found in wallpaper, soft furnishings, rugs, and fabrics.” -Quote from YouTube.

Let's Talk About Pattern

- Adds interest and variety to boring spaces
- Can be found in tile, wood flooring, rock around a fireplace.
- Can be smooth and flowing or striking and dramatic.
- Use pattern to detract attention by drawing it away from a feature you want to hide.

Use Pattern for a Focal Point

- Utilizing pattern in a wallpaper can capture the eye and lead it towards a focal point you are trying to bring out.

Try Starting With Pattern

- Cleverly implementing a patterned textile like curtains with and designing the other elements around that is a fantastic way to create a cohesive look.



REFLECT:

What feeling or mood does each type of pattern cause?



Shape

Definition

- Basic form of the objects inside a room
- Include architectural features like windows and doors, and finishes such as flooring or tile work.
- There are three basic categories: geometric, organic, and abstract.






Tips for Choosing

- Decide what shapes to include in your design by choosing ones that are prevalent in the style or mood you are going for.
- Implement a variety of shapes within a room in order for it to feel balanced.
- Use them in equal amounts, so that one type doesn't become overwhelming.



REFLECT:

What feeling or mood does each type of shape evoke?



Shape-Geometric + Organic

Geometric Shapes

- When thinking of geometric shapes, traditional ones such as squares and triangles
- They can either have straight, pointed, or rounded sides.

Organic Shapes

- Forms found in nature-plants and trees,
- Can include distinct structures such as flowers or leaves
- May be more random like those of a cloud or a puddle.



Shape-Abstract

Abstract Shapes

- Do not have a particular set or definitive form
- Can be made up of a conglomeration of geometric and organic shapes.
- A basic rule to follow is that if a figure does not fit into either of the other two categories, it goes here!



Texture

Physical Touch

- Texture is the literal feeling of objects within a space.
- Types: soft and squishy, plush, hard, smooth, gentle roughness, matte, bumpy, rough, waxy, etc.


Where to Use

- Furniture, flooring, walls, rugs, throws, accessories, plants, light fixtures-absolutely anywhere and with anything!
- Place contrasting ones next to each other, such as a soft plush pillow next to a smooth silky one. Include polished sheen metal legs along with a rough unfinished wooden on top of a coffee table. Or use a glass vase next to a solid matte ceramic one.



REFLECT:

What kind of feeling does each texture create?



Color!

Color is the Foundation

- Color provides the backdrop of a design-fundamental base for which every other element and principle is built upon.
- Easiest element to design with.

Color as a Problem Solver

- It can be used to make rooms or objects appear bigger or smaller.
- Causes items to recede or come forward into view.
- Example: cause exposed pipes on ceiling to blend in by making them the same color as the ceiling.

60/30/10 Rule

- Use 3 main colors. First one-dominant color, used in approximately 60% of the space.
- The next color will take up 30%
- Last 10% will be used for a tiny accent color.
- This is approximate



REFLECT:

What kind of feeling does each of these colors schemes bring forth?



Space

Space as the Canvas

- Space is the area or canvas we have to create in.
- It is the size and shape of the room we have to work with.
- If we consider it as the platform from which to build our designs upon, it can become a powerful tool to aid us in all of our decisions.

2 Types

- The two types are positive and negative areas within space.
- Positive space = all the stuff within the volume you are working with.
- Negative space = empty areas around the objects



REFLECT:

What feeling or mood does each type of space call forth?

